

2024
ILLINOIS SEIZURE AND AWARDED
ASSETS ANNUAL REPORT
(Reporting Period January 1, 2024, thru December 31, 2024)



Compiled by the Illinois State Police Asset Forfeiture Section

Finalized April 30, 2025

FOREWARD

Pursuant to the “Seizure and Forfeiture Reporting Act” (5 ILCS 810/10) all agencies (including but not limited to law enforcement agencies, a drug task force, Metropolitan Enforcement Group (MEG), State’s Attorney office and the Appellate Prosecutor’s office) which receives proceeds from forfeitures subject to reporting under this Act shall file an annual report with the Illinois State Police no later than 60 days after December 31 of that year. The format of the report shall be developed by the Illinois State Police and shall be completed by the law enforcement agency.

The Illinois State Police shall establish and maintain on its official website a public database that includes annual aggregate data for each law enforcement agency that reports seizures of property, which receives distributions of forfeiture proceeds, or reports expenditures subject to reporting under this Act.

This report is a compilation of online submissions by Illinois law enforcement agencies, State’s Attorney’s, multi-jurisdictional taskforces, Federal agencies, out of state agencies, Illinois State Police (ISP) and the ISP Asset Forfeiture Section (AFS). This year, as required by the Act, 4,521 individual seized property records were submitted to the ISP. The content of the records submitted is summarized for brevity in this report.

Of the 538 agencies which submitted reports to the ISP, 422 agencies reported receiving funds from asset forfeiture during this reporting period. More than \$16.4 million in cash was seized and \$14.6 million in cash and property was awarded to law enforcement during this reporting period.

725 ILCS 150/2

Sec. 2. Legislative Declaration. The General Assembly finds that the civil forfeiture of property which is used or intended to be used in, is attributable to or facilitates the manufacture, sale, transportation, distribution, possession or use of substances in certain violations of the Illinois Controlled Substances Act, the Cannabis Control Act, or the Methamphetamine Control and Community Protection Act will have a significant beneficial effect in deterring the rising incidence of the abuse and trafficking of such substances within this State. While forfeiture may secure for State and local units of government some resources for deterring drug abuse and drug trafficking, forfeiture **is not intended to be an alternative means of funding the administration of criminal justice.** The General Assembly further finds that the federal narcotics civil forfeiture statute upon which this Act is based has been very successful in deterring the use and distribution of controlled substances within this State and throughout the country. It is therefore the intent of the General Assembly that the forfeiture provisions of this Act be construed in light of the federal forfeiture provisions contained in 21 U.S.C. 881 as interpreted by the federal courts, except to the extent that the provisions of this Act expressly differ therefrom.

SCOPE OF THE REPORT

Asset forfeiture reporting submissions were solicited from every unit of government in the state of Illinois which participated in the seizure and or forfeiture process. Historical data is not included in this report.

Section 1: Identification

The following tables provide information regarding the types of agencies that were requested to submit an asset forfeiture report and the responses received as a result of that request:

Agencies	Agencies Submitting a Report Including Asset Forfeitures	Agencies Submitting a Report with NO Asset Forfeitures	Agencies that DID NOT Submit a Report
Local Police Agencies (360)	266	73	21
Multijurisdictional Task Forces (25)	25	0	0
ISP (19)	16	3	0
Sheriffs' Offices (88)	57	29	2
State's Attorneys (79)	52	6	21
State of IL Agencies (9)	5	3	1
Federal Agencies (6)	0	1	5
Out of State Agency (2)	1	1	0
TOTAL	422	116	50

2295 emails were sent to agencies statewide to prompt annual reporting. 2 additional emails were sent to the Illinois Association of Chiefs of Police and the Illinois Sheriffs' Association for notification of the Illinois Seizure and Awarded Assets Annual Report deadline of March 1, 2025.

Section 2: Seizures

The following table provides information related to seizures involving Illinois drug law violations. The violations include, seizures occurring under the following: Illinois Food, Drug and Cosmetic Act, Drug Asset Forfeiture Procedure Act (Cannabis Control Act/Illinois Controlled Substances Act).

Total Number of Agencies Reporting Currency Seizures (DRUG LAWS)	Total Number of Currency Seizures (DRUG LAWS) as Reported by Agencies	Total Value of All Currency Seizures (DRUG LAWS) as Reported by Agencies	Agencies that DID NOT Submit a Report Containing Currency Seizures (DRUG LAWS)
228	2,327	\$10,827,020.92	310
Total Number of Agencies Reporting Conveyance Seizures (DRUG LAWS)	Total Number of Conveyance Seizures (DRUG LAWS) as Reported by Agencies	Total Value (Estimated Wholesale) of All Conveyance Seizures (DRUG LAWS) as Reported by Agencies	Agencies that DID NOT Submit a Report Containing Conveyance Seizures (DRUG LAWS)
150	1,557	\$13,351,077.08	388
Total Number of Agencies Reporting Personal Property Seizures (DRUG LAWS)	Total Number of Personal Property Seizures (DRUG LAWS) as Reported by Agencies	Total Value (Estimated Wholesale) of All Personal Property Seizures (DRUG LAWS) as Reported by Agencies	Agencies that DID NOT Submit a Report Containing Personal Property Seizures (DRUG LAWS)
45	538	\$825,851.19	493
Total Number of Agencies Reporting Real Property Seizures (DRUG LAWS)	Total Number of Real Property Seizures (DRUG LAWS) as Reported by Agencies	Total Value (Estimated Market Value) of All Real Property Seizures (DRUG LAWS) as Reported by Agencies	Agencies that DID NOT Submit a Report Containing Real Property Seizures (DRUG LAWS)
13	20	\$1,292,952.84	525

The following table provides information related to money laundering law violations.

Total Number of Agencies Reporting Currency Seizures (MONEY LAUNDERING)	Total Number of Currency Seizures (MONEY LAUNDERING) as Reported by Agencies	Total Value of All Currency Seizures (MONEY LAUNDERING) as Reported by Agencies	Agencies that DID NOT Submit a Report Containing Currency Seizures (MONEY LAUNDERING)
61	126	\$5,575,002.53	477
Total Number of Agencies Reporting Conveyance Seizures (MONEY LAUNDERING)	Total Number of Conveyance Seizures (MONEY LAUNDERING) as Reported by Agencies	Total Value (Estimated Wholesale) of All Conveyance Seizures (MONEY LAUNDERING) as Reported by Agencies	Agencies that DID NOT Submit a Report Containing Conveyance Seizures (MONEY LAUNDERING)
15	18	\$344,791.20	523
Total Number of Agencies Reporting Personal Property Seizures (MONEY LAUNDERING)	Total Number of Personal Property Seizures (MONEY LAUNDERING) as Reported by Agencies	Total Value (Estimated Wholesale) of All Personal Property Seizures (MONEY LAUNDERING) as Reported by Agencies	Agencies that DID NOT Submit a Report Containing Personal Property Seizures (MONEY LAUNDERING)
10	451	\$193,808.28	528
Total Number of Agencies Reporting Real Property Seizures (MONEY LAUNDERING)	Total Number of Real Property Seizures (MONEY LAUNDERING) as Reported by Agencies	Total Value (Estimated Market Value) of All Real Property Seizures (MONEY LAUNDERING) as Reported by Agencies	Agencies that DID NOT Submit a Report Containing Real Property Seizures (MONEY LAUNDERING)
0	0	\$0	538

The following table provides information pertaining to seizures related to Article 36.

Total Number of Agencies Reporting Conveyance Seizures (Article 36)	Total Number of Conveyance Seizures (Article 36) as Reported by Agencies	Total Value (Estimated Wholesale) of All Conveyance Seizures (Article 36) as Reported by Agencies	Agencies that DID NOT Submit a Report Containing Conveyance Seizures (Article 36)
207	1,566	\$13,592,245.51	331
Total Number of Agencies Reporting Personal Property Seizures (Article 36)	Total Number of Personal Property Seizures (Article 36) as Reported by Agencies	Total Value (Estimated Wholesale) of All Personal Property Seizures (Article 36) as Reported by Agencies	Agencies that DID NOT Submit a Report Containing Personal Property Seizures (Article 36)
7	10	\$110,122.99	531

The following table provides information related to “OTHER” seizures involving Environmental Protection Act, Herptiles-Herpes Act, Fish and Aquatic Life Code, Wildlife Code, Financial Institution Fraud, Gambling, RICO, Dumping Garbage upon Real Property, Streetgang Terrorism Ominbus Prevention Act, Illinois Securities Law of 1953, and all statutes falling under 725 ILCS 5/124B.

Total Number of Agencies Reporting Currency Seizures (All statutes falling under 725 ILCS 5/124B)	Total Number of Currency Seizures (All statutes falling under 725 ILCS 5/124B) as Reported by Agencies	Total Value of All Currency Seizures (All statutes falling under 725 ILCS 5/124B) as Reported by Agencies	Agencies that DID NOT Submit a Report Containing Currency Seizures (All statutes falling under 725 ILCS 5/124B)
13	29	\$36,575.44	525
Total Number of Agencies Reporting Currency Seizures (Streetgang Terrorism Ominbus Prevention Act)	Total Number of Currency Seizures (Streetgang Terrorism Ominbus Prevention Act) as Reported by Agencies	Total Number of Agencies Reporting Currency Seizures (Streetgang Terrorism Ominbus Prevention Act) as Reported by Agencies	Agencies that DID NOT Submit a Report Containing Currency Seizures (Streetgang Terrorism Ominbus Prevention Act)
0	0	0	538
Total Number Agencies Reporting Conveyance Seizures (All statutes falling under 725 ILCS 5/124B)	Total Number of Conveyance Seizures (All statutes falling under 725 ILCS 5/124B) as Reported by Agencies	Total Value of Conveyance Seizures (All statutes falling under 725 ILCS 5/124B) as Reported by Agencies	SEIZED ASSETS -- Total Number of Conveyance Seizures (All statutes falling under 725 ILCS 5/124B)
13	22	\$60,872	525
Total Number of Agencies Reporting Real Property Seizures (All statutes falling under 725 ILCS 5/124B)	Total Number of Real Property Seizures (All statutes falling under 725 ILCS 5/124B) as Reported by Agencies	Total Value (Estimated Market Value) of All Real Property Seizures (All statutes falling under 725 ILCS 5/124B) as Reported by Agencies	Agencies that DID NOT Submit a Report Containing Real Property Seizures (All statutes falling under 725 ILCS 5/124B)
0	0	0	538

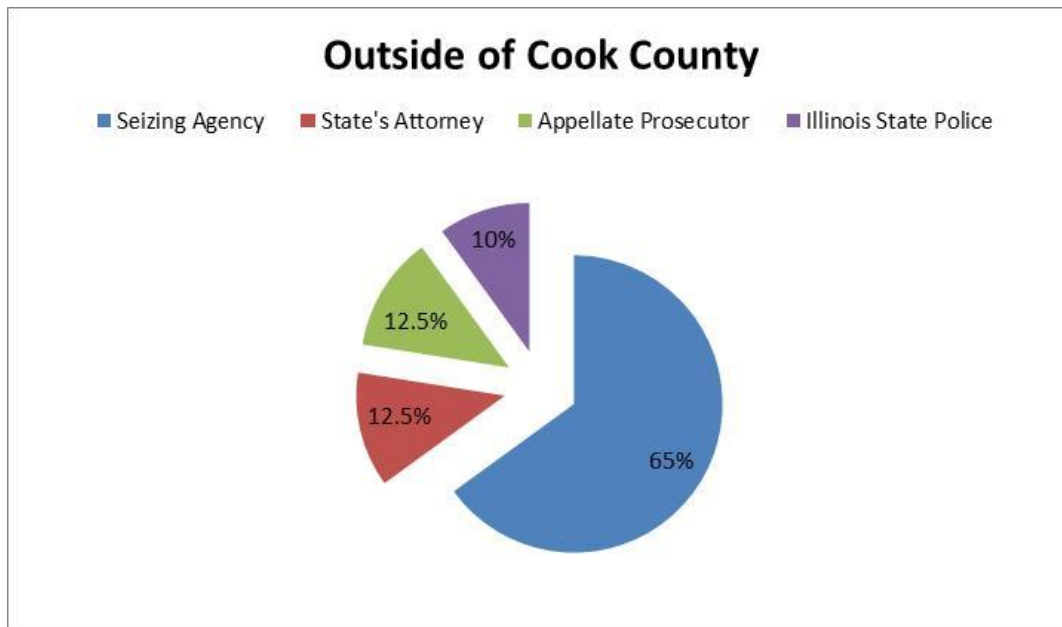
Section 3: Awards

This section contains information related to disbursement of funds, personal property or conveyances awarded back to agencies as allowed by statute as related to violations of the Illinois drug laws, money laundering statute or Article 36 violations. For an agency to list funds, personal property or conveyances received from ISP on the 2023 Illinois Seizure and Awarded Assets Annual Report, the agency must have received a check or the signed "RETURN OF FORFEITED PROPERTY REQUEST/AGREEMENT" from the ISP Director during the reporting period. The reporting period was calendar year 2023.

The statutory formula used for the distribution of funds once a forfeiture is granted is as follows:

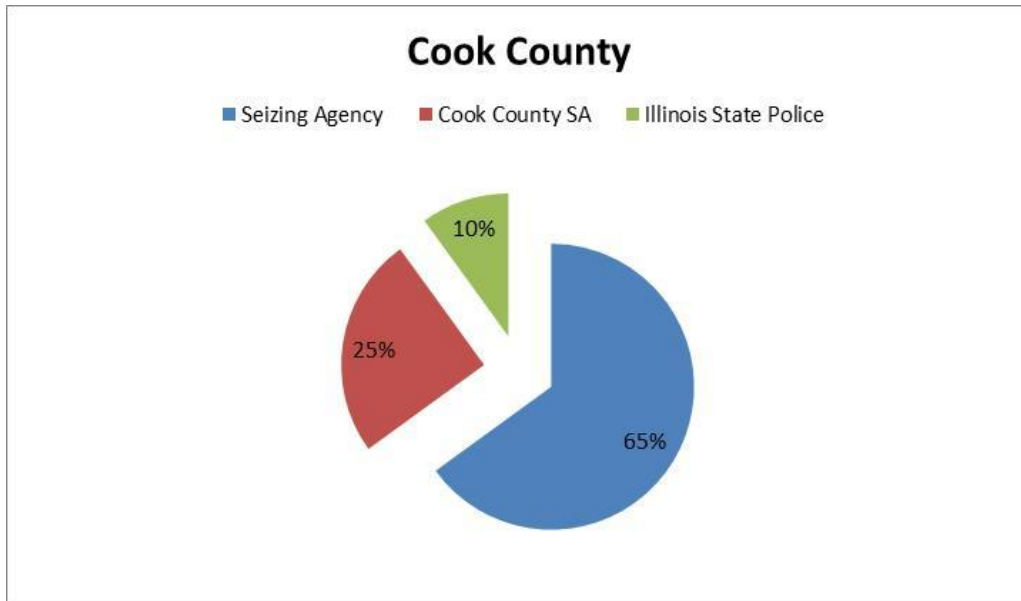
Statutory Formula (Outside of Cook County):

65% Seizing Agency	12.5% State's Attorney
12.5% Appellate Prosecutor	10% Illinois State Police



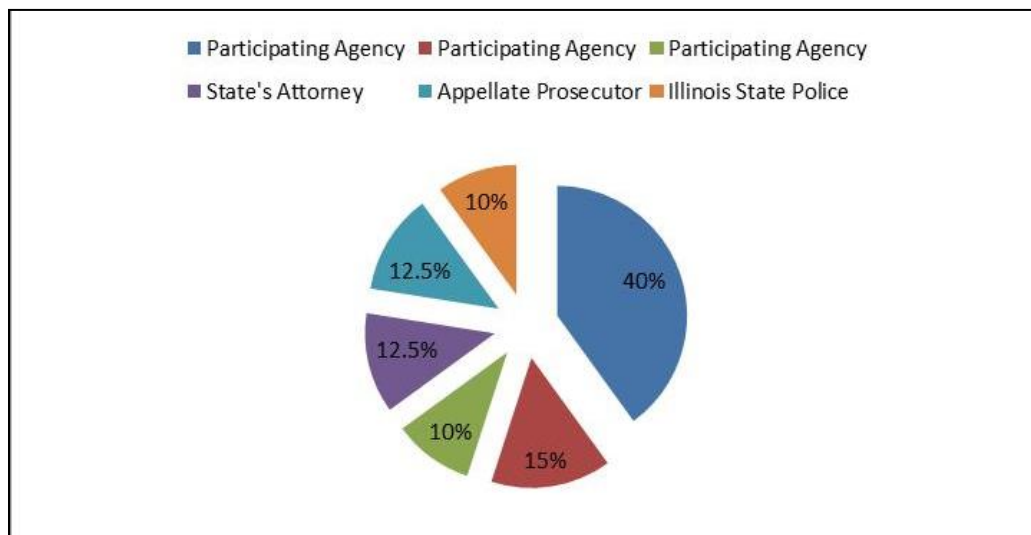
Statutory Formula (Cook County):

65% Seizing Agency 25% Cook County State's Attorney 10% Illinois State Police



Participating Agencies:

The ISP will split the 65% to the seizing agencies along the percentages noted by the primary agency on the form 4-64.



The following table lists awarded assets, funds, personal property and conveyances awarded to agencies in 2024.

Total Number of Agencies Reporting Funds Received from ISP	Total Value of Forfeiture Funds Received from ISP as Reported by Agencies	Agencies that DID NOT Submit a Report Containing Currency Awards from ISP
DRUG LAWS	DRUG LAWS	DRUG LAWS
278	\$9,209,313.81	260
MONEY LAUNDERING	MONEY LAUNDERING	MONEY LAUNDERING
72	\$4,166,063.79	466
ARTICLE 36	ARTICLE 36	ARTICLE 36
140	\$1,175,111.85	398
Total Number of Agencies Reporting Conveyances Awarded from ISP	Total Number of Conveyances Awarded to Agencies by ISP as Reported by Agencies	Agencies that DID NOT Submit a Report Containing Conveyances Awarded from ISP
DRUG LAWS	DRUG LAWS	DRUG LAWS
65	148	473
MONEY LAUNDERING	MONEY LAUNDERING	MONEY LAUNDERING
6	6	532
ARTICLE 36	ARTICLE 36	ARTICLE 36
61	174	477
Total Number of Agencies Reporting Personal Property Items Awarded from ISP	Total Number of Personal Property Items Awarded to Agencies by ISP as Reported by Agencies	Agencies that DID NOT Submit a Report Containing Personal Property Items Awarded from ISP
DRUG LAWS	DRUG LAWS	DRUG LAWS
26	102	512
MONEY LAUNDERING	MONEY LAUNDERING	MONEY LAUNDERING
3	8	535
ARTICLE 36	ARTICLE 36	ARTICLE 36
2	3	536
Total Number of Agencies Reporting Real Properties Awarded from ISP	Total Number of Real Properties Awarded to Agencies by ISP as Reported by Agencies	Agencies that DID NOT Submit a Report Containing Real Properties Awarded from ISP
DRUG LAWS	DRUG LAWS	DRUG LAWS
0	0	538
MONEY LAUNDERING	MONEY LAUNDERING	MONEY LAUNDERING
0	0	538
ARTICLE 36	ARTICLE 36	ARTICLE 36
0	0	538

The following table provides information related to “OTHER” awarded assets involving Environmental Protection Act, Herptiles-Herpes Act, Fish and Aquatic Life Code, Wildlife Code, Financial Institution Fraud, Gambling, RICO, Dumping Garbage upon Real Property, Streetgang Terrorism Ominbus Prevention Act, Illinois Securities Law of 1953, and all statutes falling under 725 ILCS 5/124B.

Total Number of Agencies Reporting Funds Received from ISP (OTHER STATUTES)	Total Value of Forfeiture Funds Received from ISP (OTHER STATUTES) as Reported by Agencies	Agencies that DID NOT Submit a Report Containing Currency Awards from ISP (OTHER STATUTES)
All statutes falling under 725 ILCS 5/124B	All statutes falling under 725 ILCS 5/124B	All statutes falling under 725 ILCS 5/124B
7	\$55,913.09	531
Streetgang Terrorism Ominbus Prevention Act	Streetgang Terrorism Ominbus Prevention Act	Streetgang Terrorism Ominbus Prevention Act
1	\$650	537

The following table reflects expenditures of forfeited funds as outlined in the Illinois Seizure and Forfeiture Reporting Act (5 ILCS 810/).

Total Number of Agencies Reporting Expenditures for Crime, Gang, Abuse Prevention or Intervention Programs	TOTAL EXPENDITURES for Crime, Gang, Abuse Prevention or Intervention Programs as Reported by Agencies	Agencies that DID NOT Submit a Report Containing Expenditures for Crime, Gang, Abuse Prevention or Intervention Programs
27	\$229,522.66	511
Total Number of Agencies Reporting Expenditures for Compensation or Services for Crime Victims	TOTAL EXPENDITURES for Compensation or Services for Crime Victims as Reported by Agencies	Agencies that DID NOT Submit a Report Containing Expenditures for Compensation or Services for Crime Victims
1	\$2098.32	537
Total Number of Agencies Reporting Expenditures for Witness Protection, Informant Fees, and Controlled Purchases of Contraband	TOTAL EXPENDITURES for Witness Protection, Informant Fees, and Controlled Purchases of Contraband as Reported by Agencies	Agencies that DID NOT Submit a Report Containing Expenditures for Witness Protection, Informant Fees, and Controlled Purchases of Contraband
59	\$1,078,143.14	479
Total Number of Agencies Reporting Expenditures for Salaries, Overtime, and Benefits, as Permitted by Law	TOTAL EXPENDITURES for Salaries, Overtime, and Benefits, as Permitted by Law as Reported by Agencies	Agencies that DID NOT Submit a Report Containing Expenditures for Salaries, Overtime, and Benefits, as Permitted by Law
25	\$5,000,625.61	513
Total Number of Agencies Reporting Expenditures for Operating Expenses	TOTAL EXPENDITURES for Operating Expenses as Reported by Agencies	Agencies that DID NOT Submit a Report Containing Expenditures for Operating Expenses
195	\$10,327,223.61	343
Total Number of Agencies Reporting Expenditures for Travel, Meals, Conferences, Training and Continuing Education	TOTAL EXPENDITURES -for Travel, Meals, Conferences, Training and Continuing Education as Reported by Agencies	Agencies that DID NOT Submit a Report Containing Expenditures for Travel, Meals, Conferences, Training and Continuing Education
74	\$595,495.24	464
Total Number of Agencies Reporting Expenditures for Other Expenditures of Forfeiture Proceeds	TOTAL EXPENDITURES -- Other Expenditures of Forfeiture Proceeds as Reported by Agencies	TOTAL EXPENDITURES -- Other Expenditures of Forfeiture Proceeds
49	\$1,320,872.64	489